

June 30, 2024

NEBRASKA
LIQUID
ASSET FUND

Fund Fact Sheet

NLAF was established in 1988 to provide Nebraska public agencies and political subdivisions with professional investment services.

NEBRASKA LIQUID ASSET FUND

Provides a short-term liquid portfolio rated AAAM⁴ by Standard and Poor's and permitted as an investment for Nebraska public agencies under Nebraska law.

INVESTMENT OBJECTIVE

To earn a high rate of return while preserving principal, providing liquidity and seeking a stable NAV of \$1.00.

INVESTMENT PHILOSOPHY

Through diligent market analysis and careful duration management, we can help public agencies, typically limited to a conservative investment universe, maximize their income potential while maintaining stability of principal and liquidity.

FUND FACTS

As of June 30, 2024

| | |
|---|-----------------------------|
| 7-Day Net Yield ¹ | 5.03% |
| Monthly Distribution Yield ² | 5.02% |
| Weighted Average Maturity ³ | 41 Days |
| Fund Rating ⁴ | AAAM by Standard and Poor's |

SERVICE PROVIDERS

Investment Adviser and Administrator:

PFM Asset Management LLC

Marketing Agent: PFM Fund Distributors, Inc

Depository and Custodian: U.S. Bank, N.A.

Independent Audit Firm:

Ernst & Young LLP

Legal Counsel:

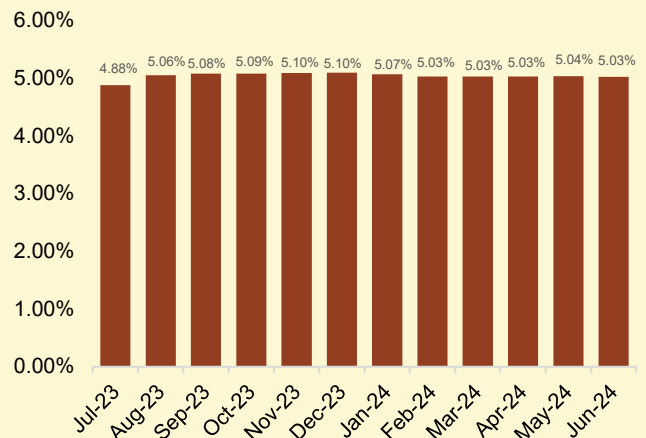
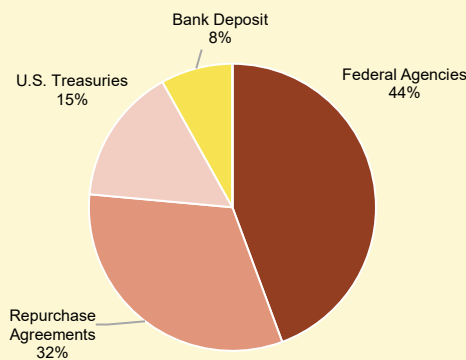
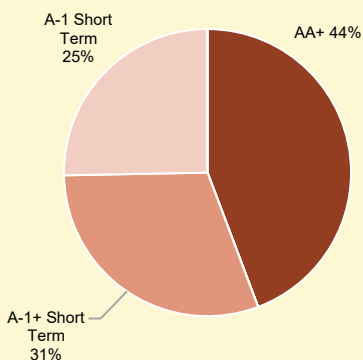
Perry, Guthery, Haase & Gessford, P.C.

Fund Diversification as of June 30, 2024⁶

Performance (30-Day Net Yield⁵ %)

Credit Quality Distribution (Standard & Poor's Fund Ratings)

Sector Composition



¹ 17-day net yield, also known as the current annualized yield, represents the net change, exclusive of capital changes and income other than investment income, in the value of a hypothetical account with a balance of one share (normally \$1.00 per share) over a seven-day base period expressed as a percentage of the value of one share at the beginning of the seven-day period. This resulting net change in account value is then annualized by multiplying it by 365 and dividing the result by 7.

² The monthly distribution yield represents the net change in the value of a hypothetical account with a value of one share (normally \$1.00 per share) resulting from all dividends declared during a month by the Pool expressed as a percentage of the value of one share at the beginning of the month. This resulting net change is then annualized by multiplying it by 365 and dividing it by the number of calendar days in the month.

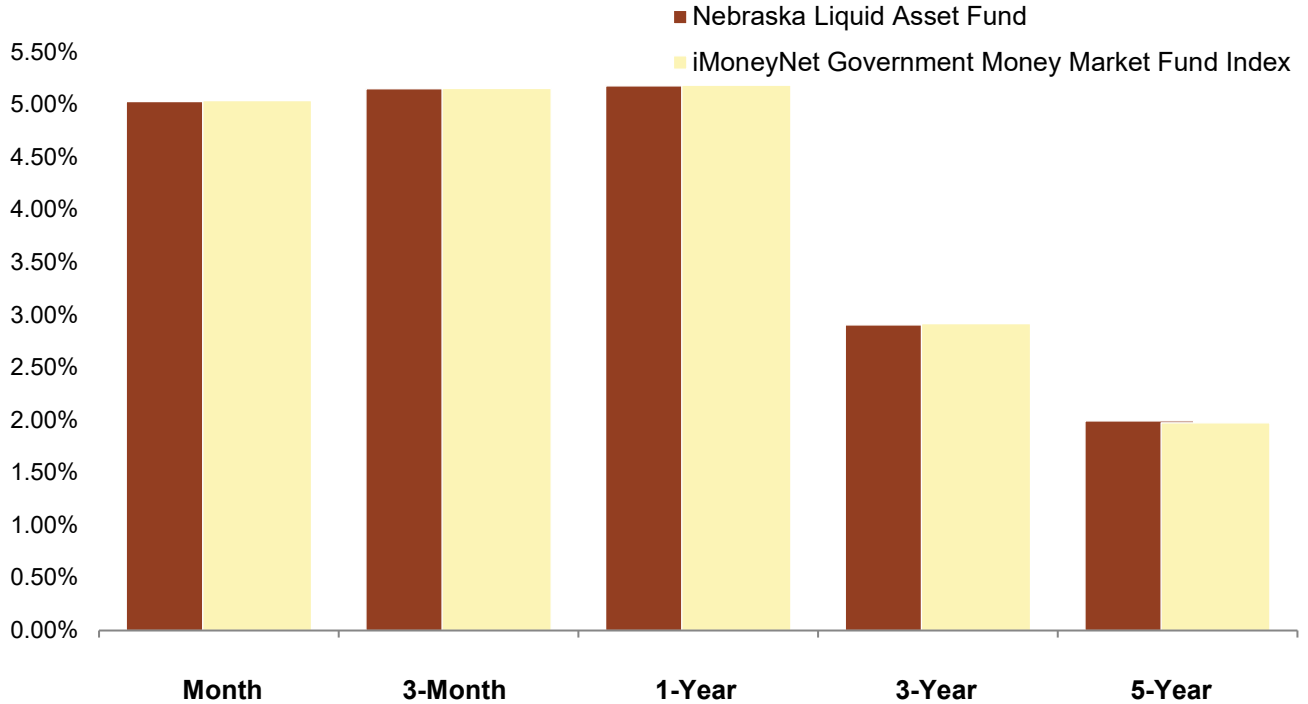
³ Weighted Average Maturity: Calculated by the final maturity for a security held in the portfolio and the interest rate reset date. This is a way to measure a fund's sensitivity to potential interest rate changes.

⁴ Standard & Poor's fund ratings are based on analysis of credit quality, market price exposure, and management. According to Standard & Poor's rating criteria, the AAAM rating signifies excellent safety of investment principal and a superior capacity to maintain a \$1.00 per share net asset value. However, it should be understood that the rating is not a "market" rating nor a recommendation to buy, hold or sell the securities. For a full description on rating methodology, visit Standard & Poor's website (http://www.standardandpoors.com/ratings/en_US/web/quest/home).

⁵ As of the last day of the month. The 30-day yield represents the net change, exclusive of capital changes and income other than investment income, in the value of a hypothetical account with a balance of one share (normally \$1.00 per share) over a thirty-day base period expressed as a percentage of the value of one share at the beginning of the thirty-day period. This resulting net change in account value is then annualized by multiplying it by 365 and dividing the result by 30.

⁶ Percentages may not add to 100% due to rounding.

Average Annual Return as of June 30, 2024



Nebraska Liquid Asset Fund

5.03%

5.15%

5.18%

2.91%

1.99%

Government iMoney Market Fund Index¹

5.04%

5.15%

5.18%

2.92%

1.97%

Must be preceded or accompanied by an Information Statement. For a current Information Statement, which contains more complete information, please visit <http://www.nlafpool.org/> or call 877-667-3523. Before investing, consider the investment objectives, risks, charges and expenses of the pool carefully. This and other information can be found in the Information Statement. Read the Information Statement carefully before you invest or send money.

¹Source: iMoneyNet Government Institutional Money Market Fund Average; benchmark yields are as of the last business day of each month. This index is comprised of funds rated in the top grade that invest in high-quality financial instruments with dollar-weighted average maturities of less than 60 days. It is not possible to invest directly in such an index.

Past performance is no guarantee of future results. Yields will fluctuate as market conditions change. The current fund performance may be higher or lower than that cited. The yields shown may reflect fee waivers by service providers that subsidize and reduce the total operating expenses of the Pool. Pool yields would be lower if there were no such waivers.

This information is for institutional investor use only, not for further distribution to retail investors, and does not represent an offer to sell or a solicitation of an offer to buy or sell any fund or other security. Investors should consider the Fund's investment objectives, risks, charges and expenses before investing in the Fund. This and other information about the Fund is available in the Fund's current Information Statement, which should be read carefully before investing. A copy of the Fund's Information Statement may be obtained by calling 1-877-667-3523 or is available on the Fund's website at www.nlafpool.org. While the Fund seeks to maintain a stable net asset value of \$1.00 per share, it is possible to lose money investing in the Fund. An investment in local government investment pools, such as the Fund, are not insured or guaranteed by the Federal Deposit Insurance Corporation or any other government agency. Investments in a local government investment pool are subject to liquidity risk, which may impact the pool's ability to sell investments in a timely fashion or at near face value in order to fulfill a participant's redemption request. Such investments are also subject to market risk, issuer risk, and default risk. Participants may lose money by investing in a local government investment pool, such as the Fund. Shares of the Fund are distributed by **PFM Fund Distributors, Inc.**, member Financial Industry Regulatory Authority (FINRA) (www.finra.org) and Securities Investor Protection Corporation (SIPC) (www.sipc.org). PFM Fund Distributors, Inc. is an affiliate of PFM Asset Management LLC.